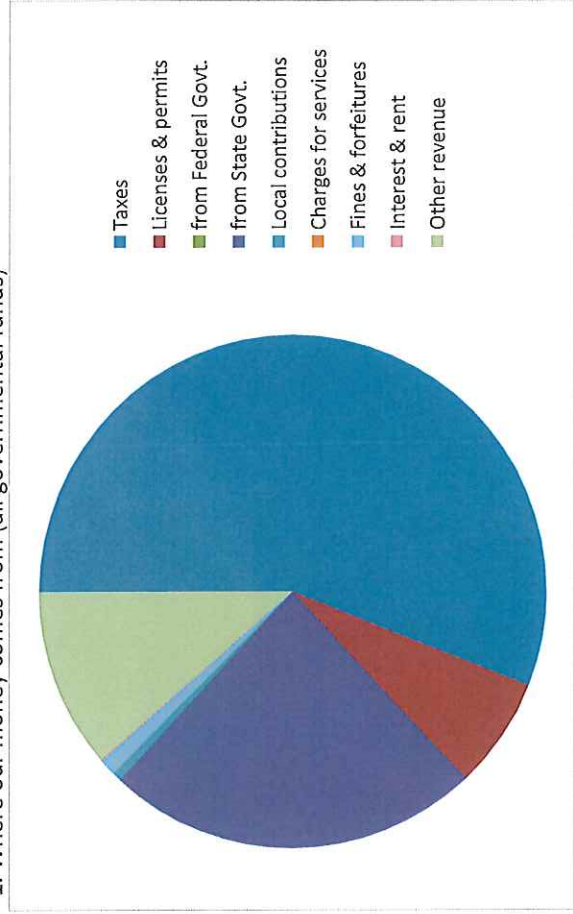


2018 CITIZENS' GUIDE TO LOCAL UNIT FINANCES - Village of Blissfield - Lenawee County

REVENUES

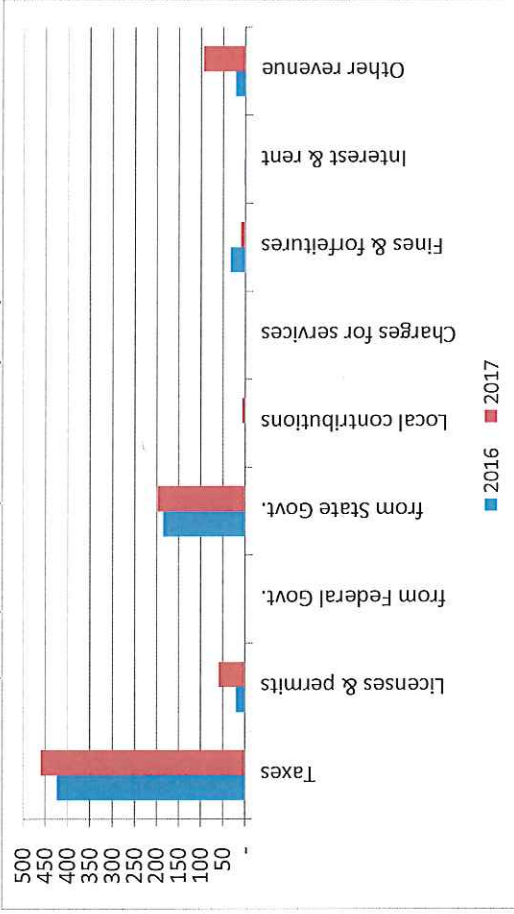
1. Where our money comes from (all governmental funds)



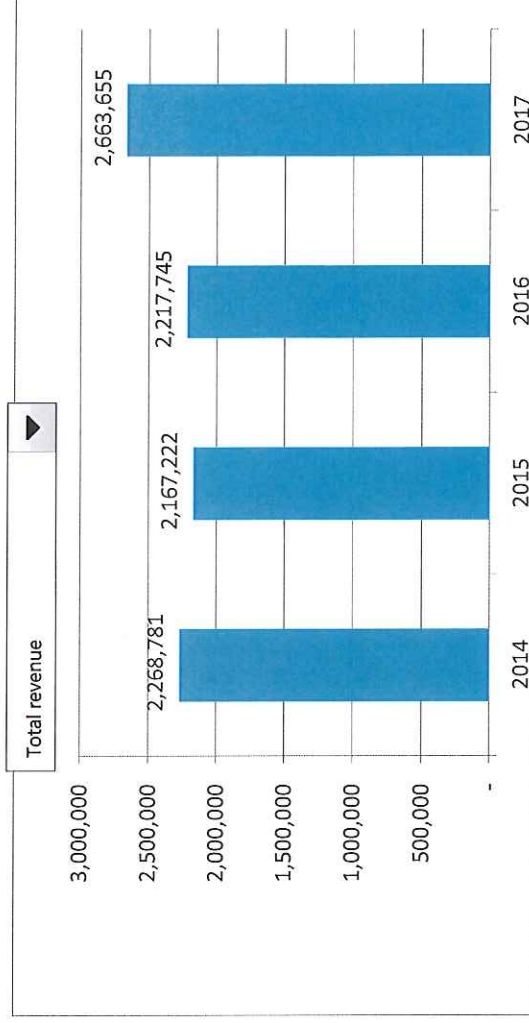
2. Compared to the prior year

	2016	2017	% change
Taxes	\$ 1,377,160	\$ 1,490,854	8%
Licenses & permits from Federal Govt.	\$ 62,956	\$ 186,878	197%
Local contributions	\$ 599,656	\$ 636,726	n/a
Charges for services	\$ -	\$ 15,850	6%
Fines & forfeitures	\$ 106,154	\$ 27,781	n/a
Interest & rent	\$ 3,960	\$ 1,889	(1)
Other revenue	\$ 67,859	\$ 303,677	(1)
Total revenue	\$ 2,217,745	\$ 2,663,655	348%

3. Revenue sources per capita - compared to the prior year



4. Historical revenue trends:

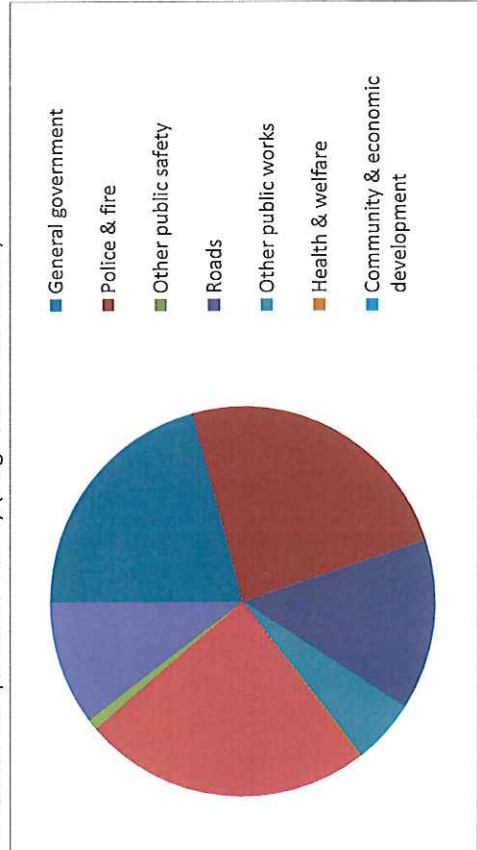


Commentary:

2018 CITIZENS' GUIDE TO LOCAL UNIT FINANCES - Village of Blissfield - Lenawee County

EXPENDITURES

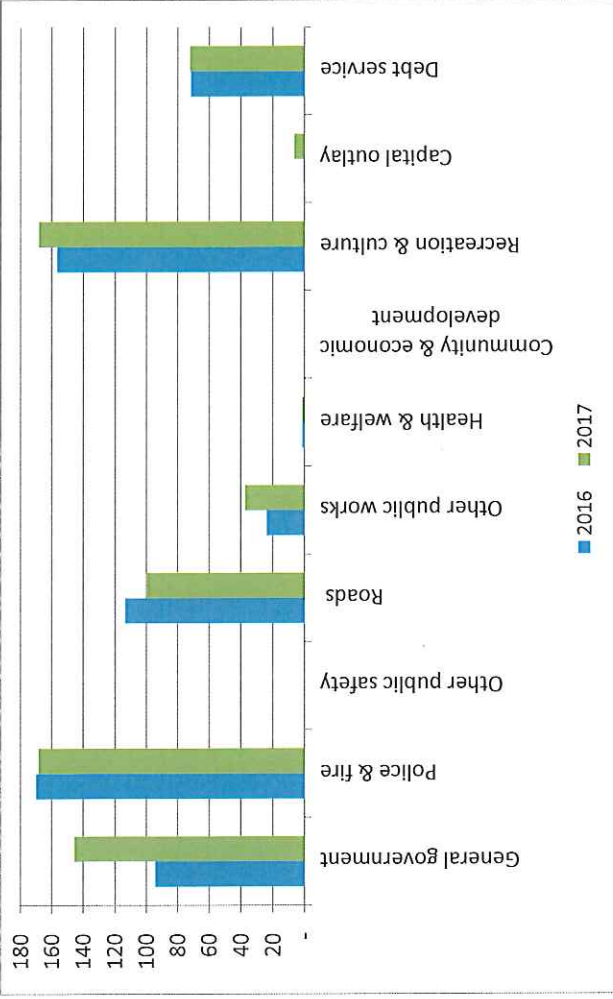
1. Where we spend our money (all governmental funds)



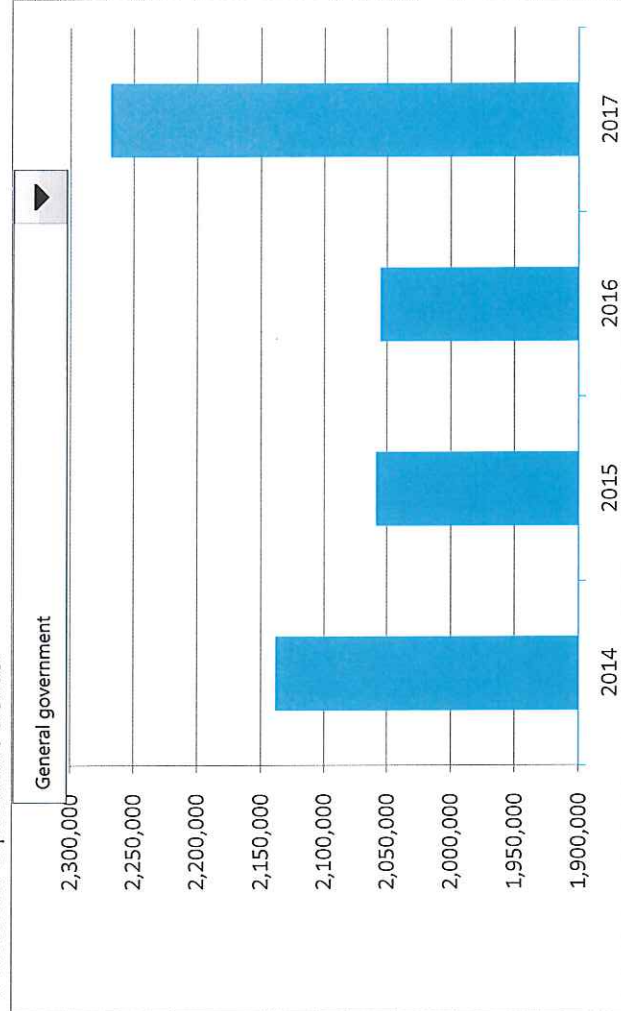
2. Compared to the prior year

	2016	2017	% change
General government	\$ 307,103	\$ 472,464	54%
Police & fire	\$ 553,592	\$ 546,582	-1%
Other public safety	\$ -	\$ -	n/a
Roads	\$ 369,371	\$ 322,352	-13%
Other public works	\$ 77,467	\$ 121,246	57%
Health & welfare	\$ 3,653	\$ 3,597	-2%
Community & economic developi	\$ -	\$ -	n/a
Recreation & culture	\$ 509,540	\$ 546,296	7%
Capital outlay	\$ 1,155	\$ 21,440	1756%
Debt service	\$ 233,833	\$ 234,726	0%
Unallocated fringes & insurance	\$ -	\$ -	n/a
Net Interfund transfers	\$ -	\$ -	n/a
Total expenditures	\$ 2,055,714	\$ 2,268,703	10%

3. Spending per capita - compared to the prior year



4. Historical expenditure trends:

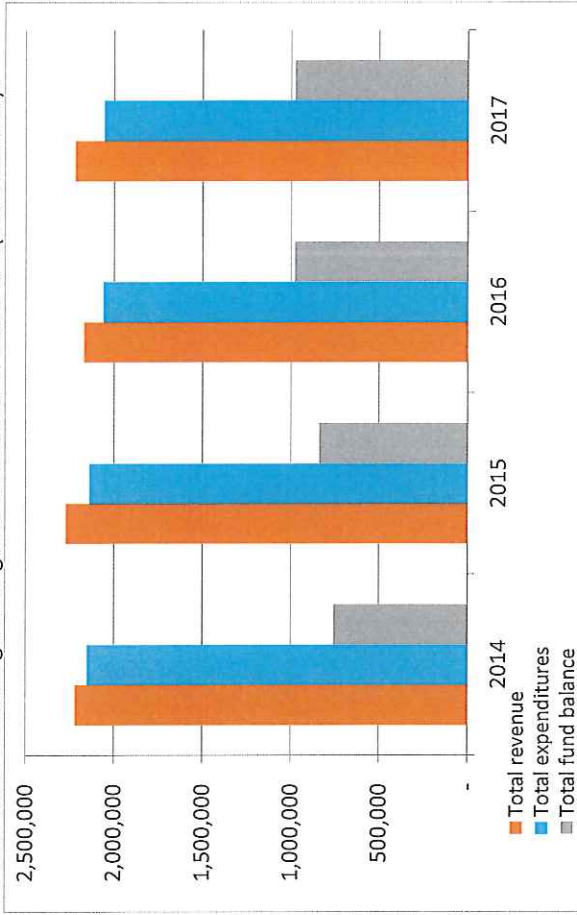


Commentary:

2018 CITIZENS' GUIDE TO LOCAL UNIT FINANCES - Village of Blissfield - Lenawee County

FINANCIAL POSITION

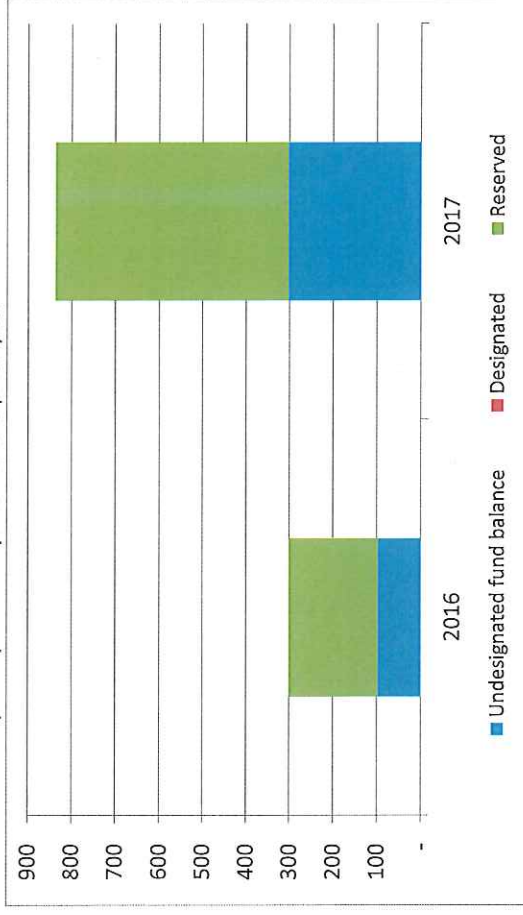
1. How have we managed our governmental fund resources (fund balance)?



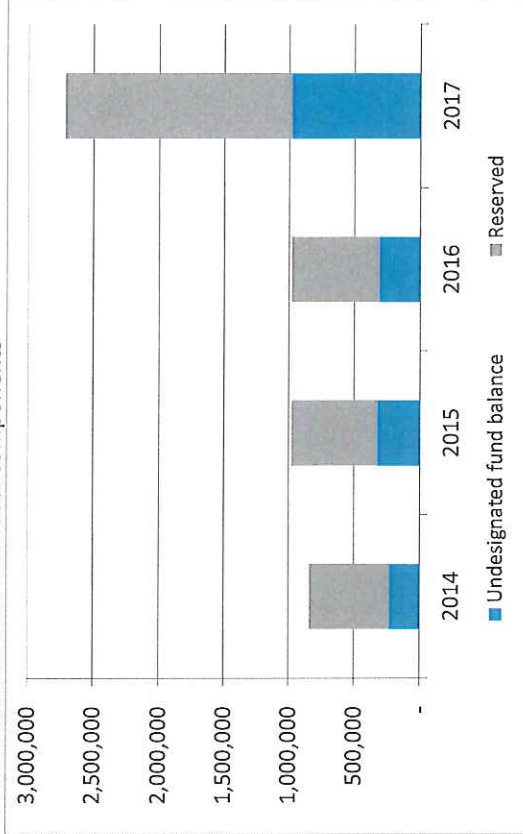
	2016	2017	% change
Revenue	2,217,745	2,663,655	20%
Expenditures	2,055,714	2,268,703	10%
Surplus (shortfall)	162,031	394,952	144%
Fund balance, by component:			
Reserved	666,331	1,737,531	161%
Designated	-	-	-
Undesignated	312,983	980,678	213%
total fund balance	979,314	2,718,209	178%

2. Compared to the prior year

3. Fund balance per capita - compared to the prior year



4. Historical trends of individual components

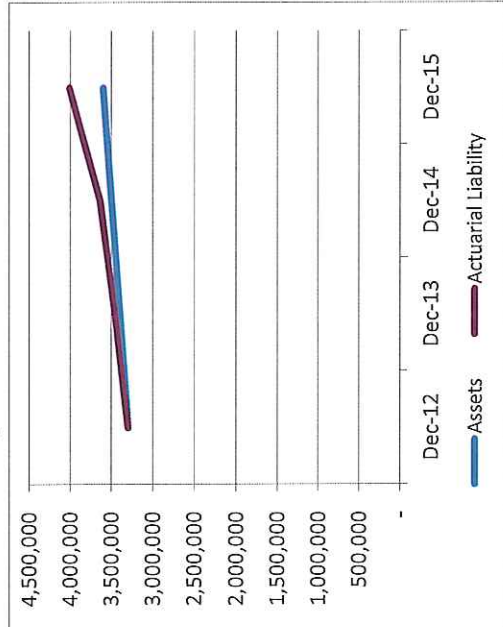


Commentary:


2018 CITIZENS' GUIDE TO LOCAL UNIT FINANCES - Village of Blissfield - Lenawee County

OTHER LONG TERM OBLIGATIONS

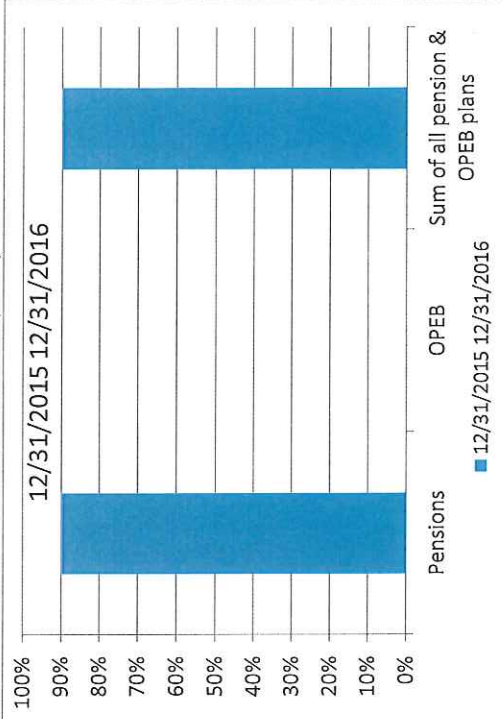
1. Pension funding status



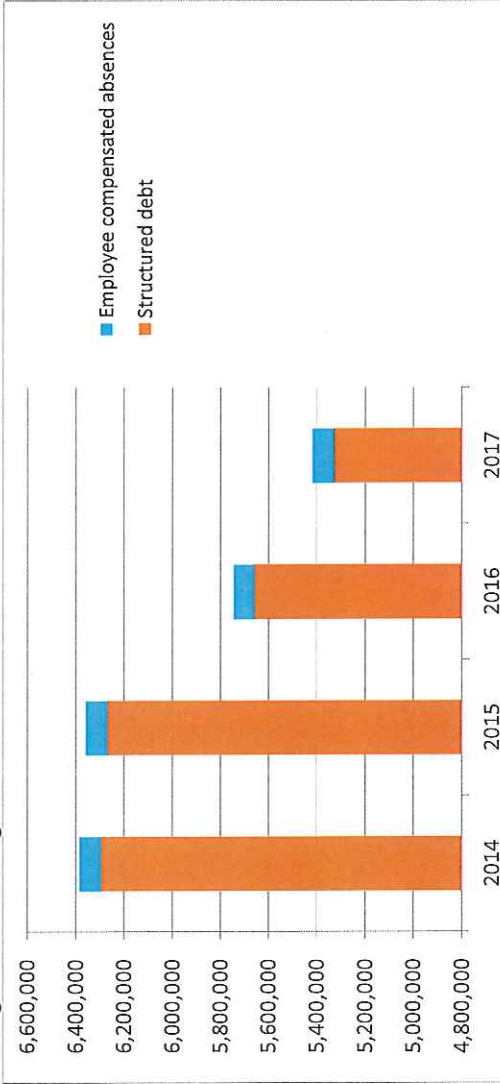
2. Retiree Health care funding status



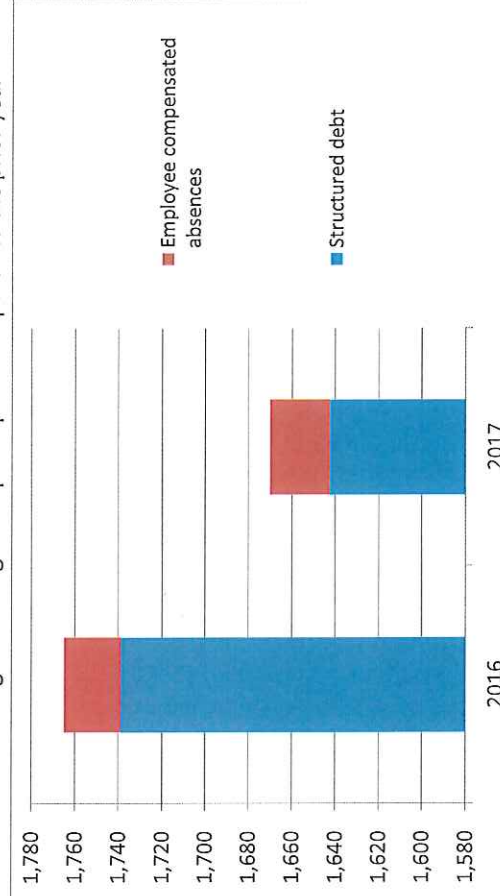
3. Percent funded - compared to the prior year



4. Long Term Debt obligations:



5. Debt & other long term obligations per capita - compared to the prior year



Commentary: The Village of Blissfield has no unfunded OPEB obligations, as it offers no OPEB benefits.